

SEATTLEU

**Admitted Transfer Student Next Steps
2022-23**

Congratulations on your admission to Seattle University!

Please use this guide to navigate your next steps

If you have any questions, e-mail your Transfer Admissions Counselor
or transfer@seattleu.edu



Admitted Transfer Student Next Steps

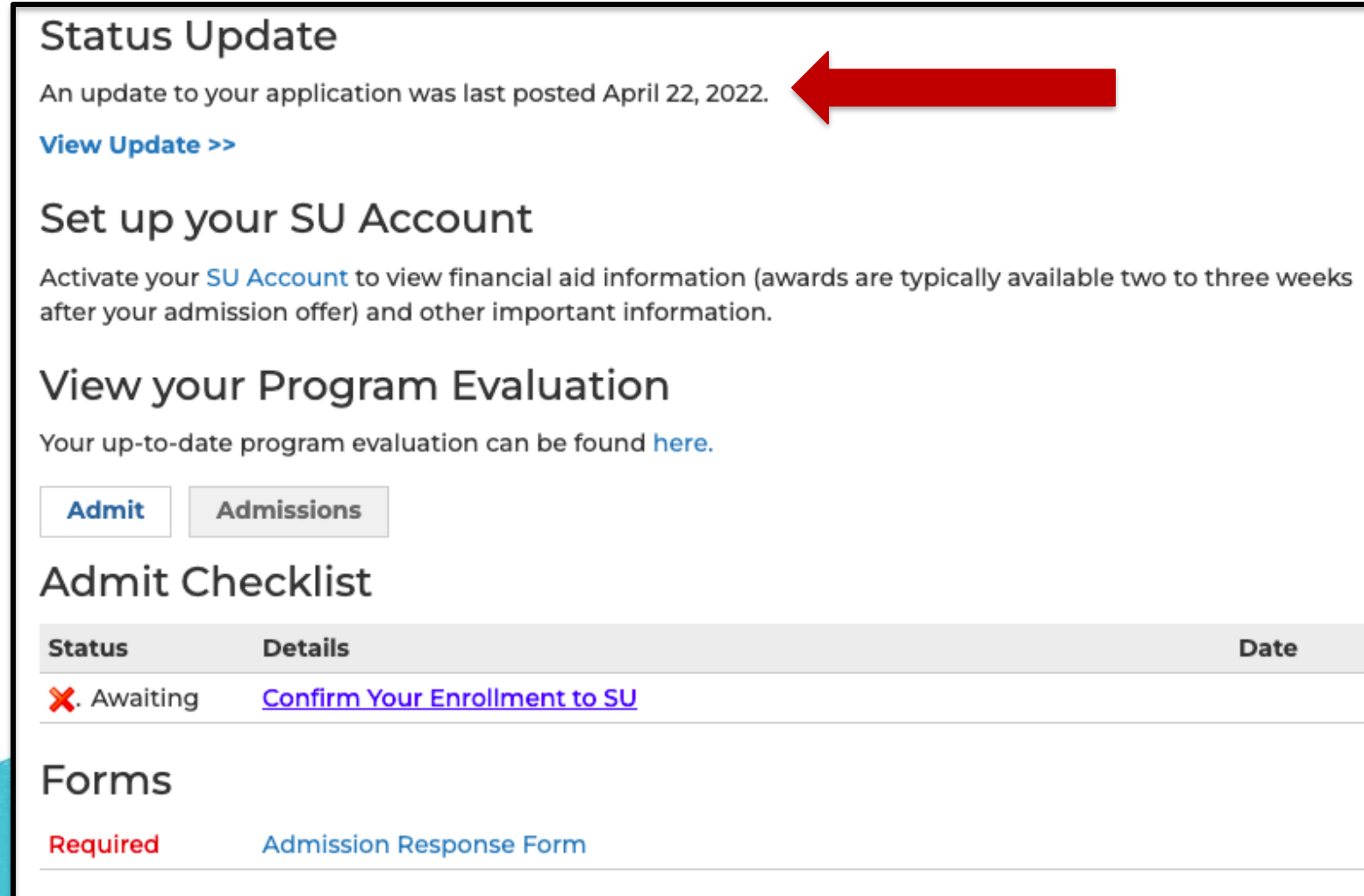
- The Applicant Status Portal
- View your Status Update / Decision Letter (Merit scholarship details)
- Set up your SU Account (SU e-mail, mySeattleU, SUOnline)
- View your Program Evaluation
- Send Final Official Transcripts
- View your Financial Aid Award
- Confirm your Enrollment (Admissions Response Form)
- Pay your Enrollment Deposit (Enrollment Deposit Form)
- Complete your Checklist Items & Prepare to start at SU




The Applicant Status Portal

<http://admissions.seattleu.edu/apply/status/>

- After your application has gone through the full review process, you will receive an e-mail notifying you to check your **Applicant Status Portal** for an important status update
- Using the credentials your created when you applied to SU, log in to the portal and click '**View Update**' to view your decision letter




Status Update
An update to your application was last posted April 22, 2022. 
[View Update >>](#)

Set up your SU Account
Activate your [SU Account](#) to view financial aid information (awards are typically available two to three weeks after your admission offer) and other important information.

View your Program Evaluation
Your up-to-date program evaluation can be found [here](#).

[Admit](#) [Admissions](#)

Admit Checklist

Status	Details	Date
 Awaiting	Confirm Your Enrollment to SU	

Forms

Required [Admission Response Form](#)

View your Decision Letter

Your decision letter includes important details about your merit scholarship (if applicable)

NOTE: When you view your letter, let the celebratory confetti in the letter fall to the bottom of the screen

All moments are changing moments, but especially this one. After a careful review of your application for admission by the Admissions Committee, on behalf of the faculty, students, and staff who make up the Seattle University community it is my pleasure to offer you admission for **Fall 2022** to pursue a **Pre-Business Program in the Albers School of Business and Economics**. Congratulations on your admission to Seattle University!

In recognition of your many accomplishments both inside and outside of the classroom, it is my great pleasure to inform you that you have been selected to receive the **Seattle University Academic Achievement Scholarship**. This merit-based award is equal to **\$15,500** divided equally between fall, winter and spring quarters. Your scholarship will be renewed for the years necessary to complete your degree based on your class standing upon enrollment and your continuous, full-time enrollment and meeting the satisfactory academic progress requirements.

At Seattle U, we are uniquely suited to provide you with an education that will empower you to become the person you are meant to be. Our Jesuit intellectual tradition gives us 500 years of wisdom about what it means to live a meaningful life. You will be given a powerful lens for discovering how you can contribute to making the world a better place.

Please note that our offer of admission is contingent upon the successful completion of any coursework that is currently in progress.

In the meantime, please continue to check your [online student portal](#) for enrollment checklist items and next steps to become a Redhawk. You may also contact your admissions counselor via email, at mstroutsos@seattleu.edu if you have any questions. Once again, congratulations on your admission to Seattle University. You and us together, we are made for this moment. I hope you will join us.



Set up your SU Account

Your SU Account gives you immediate access your SU e-mail, Financial Aid Award & Program Evaluation

- Your **SU e-mail** is the source for all official Seattle University communication. You need to check this e-mail regularly!
- You'll use **mySeattleU** to view your financial aid award; pay confirmation deposits, tuition and housing bills; & more
- Your Program Evaluation is available through **SUOnline**
- [Resetting your SU Account Password](#)

Status Update

An update to your application was last posted April 22, 2022.

[View Update >>](#)

Set up your SU Account

Activate your [SU Account](#) to view financial aid information (awards are typically available two to three weeks after your admission offer) and other important information.

[View your Program Evaluation](#)

Your up-to-date program evaluation can be found [here](#).

[Admit](#) [Admissions](#)

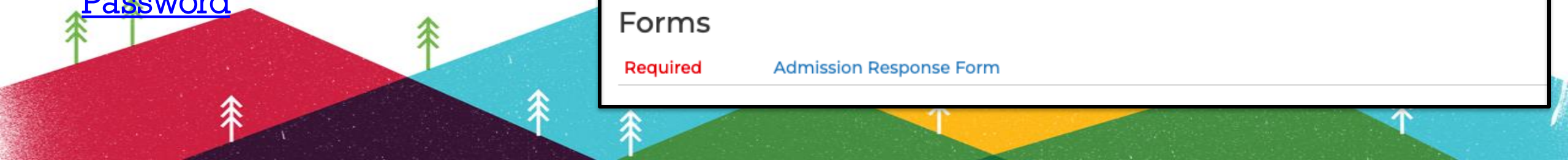
Admit Checklist

Status	Details	Date
✘ Awaiting	Confirm Your Enrollment to SU	

Forms

Required [Admission Response Form](#)

Click on the 'SU Account' hyperlink



View your Program Evaluation

Use your SU Account credentials to log in to SUOnline

- Your **Program Evaluation** will show you how your credits transferred to SU and which **UCOR** and major requirements have been satisfied
- This report is based on the transcripts you provided us when you applied to SU

Please submit **final official transcripts** and any **official exam scores** once grades are finalized as soon as possible

Status Update

An update to your application was last posted April 22, 2022.

[View Update >>](#)

Set up your SU Account

Activate your [SU Account](#) to view financial aid information (awards are typically available two to three weeks after your admission offer) and other important information.

View your Program Evaluation

Your up-to-date program evaluation can be found [here](#).

[Admit](#) [Admissions](#)

Admit Checklist

Status	Details	Date
✘ Awaiting	Confirm Your Enrollment to SU	

Forms

Required [Admission Response Form](#)



Click on the 'here' hyperlink for instructions

Send Final Official Transcripts

- Official transcripts should be sent directly to the Admissions Office by the issuing institution. The mailing address for admissions materials is:

Seattle University
Admissions Office
901 12th Ave
PO Box 222000
Seattle, WA 98122-1090

- Official electronic transcripts are also accepted and should be sent to admissions@seattleu.edu by the issuing institution
- [Order transcripts through Parchment](#)
- [Order transcripts through the National Student Clearinghouse](#)



View your Financial Aid Award

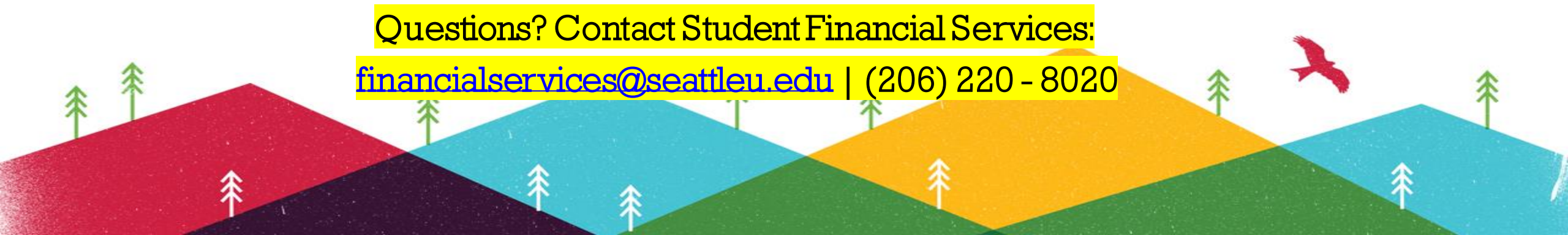
Use your SU Account credentials to log in to mySeattleU

<https://my.ec.seattleu.edu/Student/Account/Login>

- Awards are typically available 2-3 weeks after your admission offer
- **How to View Your Financial Aid Award Video:** <https://www.youtube.com/watch?v=RaI862hKkE8>
- Make sure you added Seattle University to your FAFSA / WASFA application for the correct academic year, **School Code: 003790**
- If you have not submitted your FAFSA / WASFA application, you may still be able to apply for available aid (the priority deadline is February 1st): <https://www.seattleu.edu/financial-aid/>
- Schedule an appointment with your Financial Aid Counselor (assigned by last name) to better understand your award: <https://www.seattleu.edu/sfs/contact-us/>

Questions? Contact Student Financial Services:

financialservices@seattleu.edu | (206) 220 - 8020



Confirm Your Enrollment

- Complete the **Admission Response Form** by your deadline
- Please let us know if you need an extension

This form response is due on June 10, 2022.

Do you accept your offer of admission?

YES, I accept my offer of admission.

NO, I decline my offer of admission.

Submit

Cancel

Status Update

An update to your application was last posted April 22, 2022.

[View Update >>](#)

Set up your SU Account

Activate your [SU Account](#) to view financial aid information (awards are typically available two to three weeks after your admission offer) and other important information.

View your Program Evaluation

Your up-to-date program evaluation can be found [here](#).

[Admit](#)

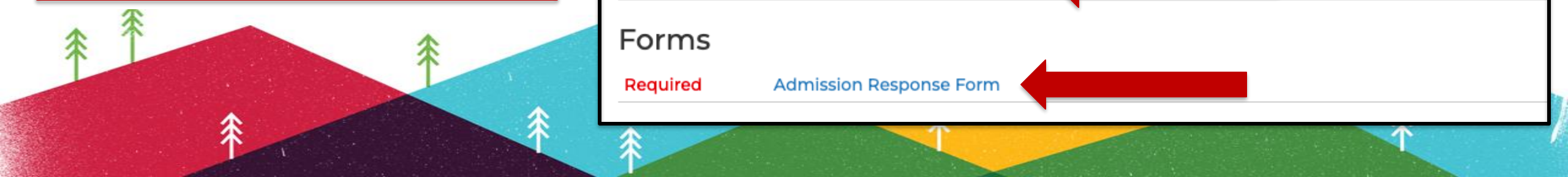
[Admissions](#)

Admit Checklist

Status	Details	Date
✘ Awaiting	Confirm Your Enrollment to SU	

Forms

Required [Admission Response Form](#)



Pay your Enrollment Deposit

NOTE: Required for Fall Quarter start ONLY

- We are excited to welcome you to the SU community!
- Students attending Seattle University in *Summer, Winter or Spring Quarter* are **not required** to pay an enrollment deposit
- To officially confirm your enrollment for *Fall Quarter*, you need to pay a **\$200 enrollment deposit**, which you can do by completing an **Enrollment Deposit Form**
- This amount is an early payment that goes directly towards paying your tuition
- Exceptions to the enrollment deposit requirement are occasionally made for students with *significant* financial need, please contact us about waiver options
- Deposit refunds are available through **August 1st**



Complete your Enrollment Deposit Form

This form is located in your Applicant Status Portal

Forms

✓. 05/21/2022 Admission Response Form [Display](#)

Required [Pay Your Enrollment Deposit](#)



Confirm Your Enrollment

Transfer Students

Fall Quarter Students

An enrolment deposit of non-refundable \$200 is required of all enrolling new transfer students for Fall Quarter admission. Your deadline to submit your confirmation deposit is **June 10, 2022**.

Enrollment Deposit Due:

Amount Due \$200.00

Transaction Fee \$5.02

Total \$205.02

Method Credit Card / Debit Card
 Checking Account

Number

Account First Name

Account Last Name

Submit

Applicant Status Portal Checklist Items

You will now see additional checklist items to complete in your portal


- There are multiple checklists: Redhawk Essentials, Engage Academically, and Admissions
- Please review **all three tabs** for checklist items to complete

NOTE: If you are an international student, you will also have an **International Checklist**

Status Update
An update to your application was last posted April 20, 2022.
[View Update >>](#)

Redhawk Essentials Engage Academically Admissions

Redhawk Essentials Checklist
As a new student, you will need to ensure that we have received each of these required items below. *Please note that tasks completed within the last 24-48 hours may not be reflected here.*



International Checklist
F-1 International students, the following materials are needed before we can issue you an I-20 document. You may use the "upload materials" to directly submit these documents to us, or email us at international@seattleu.edu.

Status	Details	Date
✗. Awaiting	SEVIS Status Form - Please click here to submit	
✗. Awaiting	Bank Letter verifying proper amount required.	
✓. Received	Copy/scan of newest or current F or J visa stamp valid (once arrived in US).	05/08/2022
✓. Received	Copy/scan of passport information page.	05/08/2022
✗. Awaiting	Declaration of Finances required.	
✓. Received	International Student Information Form Required (once arrived in US).	05/08/2022

Redhawk Essentials Checklist

- Click on the checklist items and follow the instructions
- Students *under the age of 21* are required to complete a **Housing Plan** (some exceptions apply)
- Students *21 years or older* will not see this checklist item, but can still apply for housing
- **Transfer Student Housing** website: <https://www.seattleu.edu/housing/applying-for-housing/transfer-students/>

Status Update

An update to your application was last posted April 28, 2022.

[View Update >>](#)

[Redhawk Essentials](#) [Engage Academically](#) [Admissions](#)

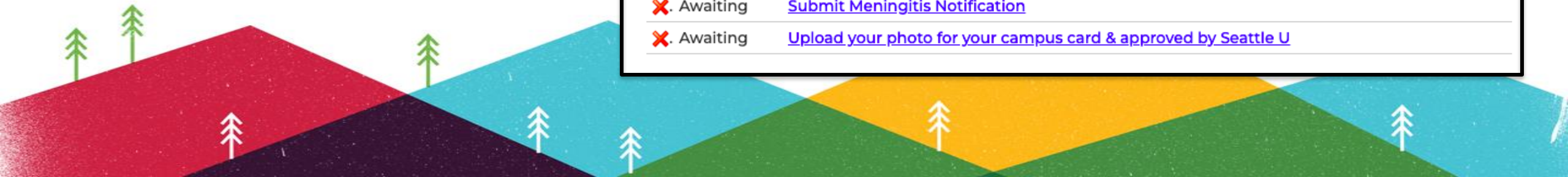
Redhawk Essentials Checklist

As a new student, you will need to ensure that we have received each of these required items below. *Please note that tasks completed within the last **24-48 hours** may not be reflected here.*

Immunization records may take up to two weeks to be processed and approved. Thank you for your patience during this time.

For more information about these checklist items, please see the [Transfer Orientation website](#).. If you have questions or concerns, please contact the [Admissions Office](#).

Status	Details	Date
✘. Awaiting	Complete Housing Plan	
✘. Awaiting	Submit Immunization Records & Approved by Health Center	
✘. Awaiting	Submit Meningitis Notification	
✘. Awaiting	Upload your photo for your campus card & approved by Seattle U	



Engage Academically Checklist

- The **Course Preferences** form is designed to collect information that will be used by your academic advisor to help create your class schedule. You will go over this information with your advisor at your academic advising appointment
- We recommend scheduling an appointment with your assigned academic advisor **as soon as you are able!**

Status Update

An update to your application was last posted April 28, 2022.

[View Update >>](#)

[Redhawk Essentials](#) [Engage Academically](#) [Admissions](#)

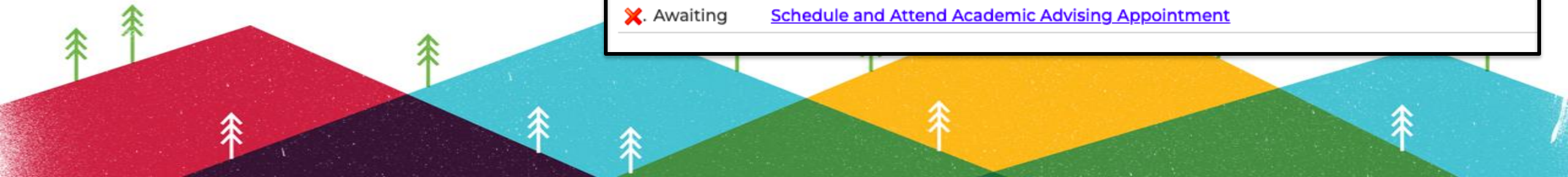
Engage Academically Checklist

As a new student, you will need to ensure that we have received each of these required items below. *Please note that tasks completed within the last **24-48 hours** may not be reflected here.*

Immunization records may take up to two weeks to be processed and approved. Thank you for your patience during this time.

For more information about these checklist items, please see the [Transfer Orientation website](#).. If you have questions or concerns, please contact the [Admissions Office](#).

Status	Details	Date
✘. Awaiting	Complete the Course Preferences form	
✘. Awaiting	Schedule and Attend Academic Advising Appointment	



What Now?

Prepare to have a successful start at SU!

- Continue to work on completing your checklist items in the Applicant Status Portal
- Check your SU e-mail *and* your personal e-mail regularly for important updates
- Attend New Student Orientation events: <https://www.seattleu.edu/orientation/transfers/>
- Apply for additional scholarships: <https://www.seattleu.edu/persistence/scholarships/>
- Set up accommodations if needed: <https://www.seattleu.edu/disability-services/>
- Connect with offices and resources on campus: <https://www.seattleu.edu/student-life/>
- Reach out to your Transfer Admissions Counselor for support



SEATTLEU

Congrats Future Redhawk!

